




UMPQUA BANK

VISA

G Pay



Confidence, Simplicity, and all the things you love about your Umpqua Bank Commercial Visa® Card, now using Google Pay.


Google Pay lets you:

- Pay with your phone instead of reaching for your wallet
- Protect your card information
- Simply unlock to pay, no need to open an app


Getting started is simple:

1. Download the Google Pay app
2. Add your Umpqua Bank Commercial Visa® Card — it's as simple as snapping a photo
3. Pay confidently at millions of places around the world. See stores and apps that accept Google Pay:
<https://pay.google.com/about/where-to-use/>


In the Google Pay™ app, add your Visa® card by clicking a photo



Card Provisioning



Tap Screen



Checkmark

Accepted at merchants where you see both of these icons: **VISA**